



NATURAL
WOOD
INTERIOR
DOORS

who is..... HERITAGE MILLWORK INC


Established in the Spring of 1997 in Ramsey, Minnesota, Heritage Millwork Inc (HMI) has been servicing the Upper Midwest Market as a distributor of mouldings, millwork, and doors, supplying more than 250 dealers in Minnesota, Wisconsin, South Dakota and Iowa.



Over the years, Heritage Millwork Inc has listened and responded to the changing trends. Originally stocking only a few interior door designs in two wood species to now over twenty-five door designs in nine species, along with unlimited special-order options. Our facility can accommodate volumes of inventory that can accommodate demanding project timelines. In addition to a wide selection of interior doors, HMI also offers over thirty moulding profiles in seven species including MDF, with special-order moulding profiles and a broad selection of stair parts. Exterior entry door inventories also continue to evolve and expand, including products that promote striking curb appeal and home security as well as product performance including rot resistant materials.

Most recently, in 2017 Heritage Millwork Inc opened Traditions Finishing Inc (TFI), a new pre-finishing facility, filling a growing desire amongst dealers to have products arrive at the job site finished and ready for installation. Together, HMI and TFI offer finishing solutions on all product lines in a wide range of colors and finishes, including custom color solutions upon request.

Over the last 23 years HMI has evolved and adapted as market conditions, industry, and customer's needs have changed. The one thing that has remained constant is our commitment to customers, employees, and suppliers. Founded on strong family values, and still driven by those same principles, our dedicated team of professionals is committed to exceeding expectations by delivering quality products and service.


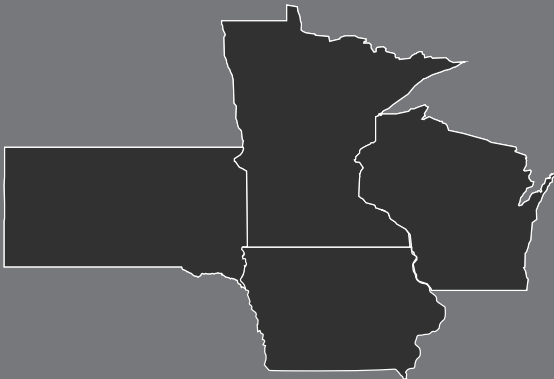




Poplar Flat 3 Panel w/ Chalkboard



Knotty Alder Raised 5 Panel



Heritage Millwork Inc
 6190 McKinley Street NW
 Ramsey, MN 55303
 763-323-7501 (p)
 888-323-7501 (p)
www.heritagemillworkinc.com

Cherry.....	2-3
Knotty Alder.....	4 - 5
Maple.....	6 - 7
Oak	8 - 9
Pine (Clear & Knotty Pine)	10 - 11
Poplar	12 - 13
Molded	14 - 15
Primed	16 - 17
Flush.....	18 - 19
Barn Doors	20 - 21
Barn Door Hardware.....	22 - 23
Visions Interior Glass (stock)	24 - 25
Vision Interior Glass (special order).....	26 - 27
Door Options.....	28 - 29
Moulding Options	30 - 31
Special Order Doors.....	32
Specifictions	33



Cherry Flat 2 Panel



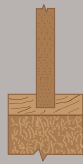
Cherry Raised 6 Panel



Cherry Flat 3 Panel



Raised Panel
3/4" Veneered Panel
Hardwood Door Edges



Flat Mission
3/8" Veneered Panel
Hardwood Door Edges

CHERRY

flat panel, raised panel & clear glass

Panels - HMI stocks both flat panel and raised bladder press panel doors. All doors shown on this page are in stock. **Matching panel bifolds** are also in stock. Also available with our Visions Glass Series, see pages 24 & 25 for details.

Characteristics - Due to its warmth and rich personality, cherry is a popular choice. Color ranges from nearly white to light red to dark reddish brown; ages naturally. Texture is fine; grain can include delicate figuring, such as small spots, flecks and "beauty knots". Cherry finishes beautifully. Please contact a dealer for a prefinished sample color chain.



Raised Panel
6-Panel (CH66)



Flat Mission Panel
3 Panel (CH3TM)



Flat Mission Panel
2 Panel (CH2TM)



Clear Glass
15 Lite TDL (CH1515)
(2-0 is a 10 Lite)



Clear Glass
Full View (CH1501)



Knotty Alder Flat 3 Panel



Knotty Alder 1501 Clear Glass



Knotty Alder Raised 2 Panel Arch



Raised Double Hip Panel
3/4" Solid Wood Engineered Panel
Hardwood Door Edges



Flat Mission
3/8" Solid Wood Engineered Panel
Hardwood Door Edges

KNOTTY ALDER

flat panel, raised panel & clear glass

Choices - We have a large selection of Knotty Alder in stock. **Matching bifolds** are available for all panel designs. The raised double hip defines the panel edge. Also available with our Visions Glass Series, see pages 24 & 25 for details.

Characteristics - Normally light brown with hues of red or peach; filled knots vary in size, shape and color. Knotty Alder doors from HMI have a very **rustic appearance**. Knotty Alder's softer nature makes it **receptive to a variety** of stains and finishes. Please contact a dealer for a prefinished sample color chain.



Double Hip Raised Panel
2-Panel (KA22ADH)



Double Hip Raised Panel
2-Panel (KA2DH)



Double Hip Raised Panel
5-Panel (KA55DH)



Flat Mission Panel
3 Panel (KA3TM)



Flat Mission Panel
2 Panel (KA2TM)



Clear Glass
15 Lite TDL (KA1515)
(2-0 is a 10 Lite)



Clear Glass
9-Lite TDL (KA1509)



Clear Glass
Full View (KA1501)



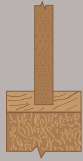
Maple Flat 3 Panel



Maple Flat 2 Panel



Maple 9 Lite TDL



Flat Mission
 3/8" Veneered Panel
 Hardwood Door Edges

MAPLE

flat panel and clear glass

Choices - HMI stocks flat panel doors. All doors shown on this page are in stock. **Matching bifolds** are available for all panel designs. Complement your panel doors with a Visions Glass Door, see pages 24 & 25 for more details.

Characteristics - Valued for its strength, beauty and resistance to wear. Texture is fine with a uniform grain and a fairly clear white color. Maple products **do not take stain evenly**, and can be difficult to stain. We recommend that these woods be finished with a clear coat only. If a color stain is desired a HMI factory finish is the only option.



Flat Mission Panel
 3 Panel (MP3TM)



Flat Mission Panel
 2 Panel (MP2TM)



Clear Glass
 15 Lite TDL (MP1515)
 (2-0 is a 10 Lite)



Clear Glass
 9-Lite TDL (MP1509)



Clear Glass
 Full View (MP1501)



Oak Flat 3 Panel Horizontal



Oak Flat 2 Panel



Oak Raised 2 Panel Arch



Variety - HMI stocks both flat panel and raised (bladder press) panel doors. All doors shown on this page are in stock. **Matching bifolds** are available for all panel designs. Choose a matching species **Visions Glass Door**, see **pages 24 & 25 for more details.**

Characteristics - One of the most commonly available domestic hardwoods. Color ranges from pale reddish brown to light brown. Texture is medium fine with a uniform grain. Best when treated with a colored stain ranging from light to dark. Please contact a dealer for a prefinished sample color chain.



Raised Panel
2-Panel Arch (RO22A)



Raised Panel
4-Panel (RO44)



Raised Panel
6-Panel (RO66)



Flat Mission Panel
3 Panel (RO3TM)



Flat Mission Panel
2 Panel (RO2TM)



Clear Glass
15 Lite TDL (RO1515)
(2-0 is a 10 Lite)



Clear Glass
9-Lite TDL (RO1509)



Clear Glass
Full View (RO1501)



Flat Mission Panel
3 Panel (RO3HM)



Knotty Pine V-Grooved Plank Panel



Clear Pine 15 Lite TDL



Clear Pine Raised 6 Panel



V-Groove Plank
3/4" Solid Wood
Staved Panel
(knotty pine)



Raised Double Hip
3/4" Solid Wood
Staved Panel
(clear or knotty pine)

CLEAR & KNOTTY PINE

v-groove plank, raised panel and clear glass

Panels - multiple designs that fit your style, as well as **matching bifolds**. Compliment your panel doors with a Visions Glass Door, see pages 24 & 25 for more details.

Characteristics - Knotty Pine: Soft, lightweight wood with straight grains. Natural rustic look with sporadic knots.

Clear Pine: Soft textured wood. Straw color with a straight, uniform grain. Both Knotty and Clear Pine do best when finished in a natural or light stain. If a color stain is desired a HMI factory finish is the best option.



V-Groove Plank
2-Panel (KP22VG)



Double Hip Raised
6-Panel (KP66)



Double Hip Raised
6-Panel (PN66)



Clear Glass
15 Lite TDL (KP1515)
(2-0 is a 10 Lite)



Clear Glass
15 Lite TDL (PN1515)
(2-0 is a 10 Lite)



Clear Glass
Full View (PN1501)



Poplar Flat 5 Panel



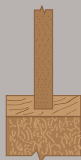
Poplar Flat 3 Panel



Poplar Flat 1 Panel



Raised Panel
3/4" Veneered Panel
Hardwood Door Edges



Flat Mission
3/8" Veneered Panel
Hardwood Door Edges

POPLAR

flat panel, raised panel and clear glass

Panels - HMI stocks both flat panel and raised bladder press panel doors. All doors shown on this page are in stock. **Matching Panel** bifolds are also in stock. Compliment your panel doors with a Visions Glass Door, see pages 24 & 25 for more details.

Characteristics - Moderately light, softer hard wood type. Very natural looking when clear sealed; takes on a distinguished look when stained in dark colors. Because its texture is fine and even, Poplar also provides a smooth paintable surface. Please see a dealer for prefinish sample color chain.



Flat Mission Panel
3 Panel (POP3TM)



Flat Mission Panel
2 Panel (POP2TM)



Flat Mission Panel
5 Panel (POP5HM)



Flat Mission Panel
3 Panel (POP3HM)



Flat Mission Panel
1 Panel (POP1TM)



Clear Glass
15 Lite TDL (POP1515)
(2-0 is a 10 Lite)



Clear Glass
9-Lite TDL (POP1509)



Clear Glass
Full View (POP1501)



Raised Panel
2-Panel Arch (POP22A)



Raised Panel
6-Panel (POP66)



Molded Flat 3 Panel



Molded Flat 1 Panel



Molded Raised 2 Panel



Raised Solid Core Panel
1-5/16" Panel
Molded High Density Fiberboard



Flat Solid Core Panel
5/8" Panel
Molded High Density Fiberboard

MOLDED

raised panel and flat panel

Variety - Molded primed doors are stocked in both Solid Core and Hollow Core designs. These doors utilize a composite wood construction that results in a more durable door, which is more resistant to warping, shrinking and cracking. Matching hollow core bifolds are also in stock.

Characteristics - Contemporary design balanced versatility, enhancing dimension and style. All doors are factory primed, pre-graded and acclimated before fabrication to product top quality, stable surfaces. Molded doors are ideal for painting.



Raised Molded
2 Panel (MLD22)
(Hollow Core)



Raised Molded
2 Panel (MLD22A)
(Hollow Core or Solid Core)



Raised Molded
6 Panel (MLD66)
(Hollow Core or Solid Core)



Flat Molded
3 Panel (MLD3TM)
(Hollow Core or Solid Core)




Flat Molded
1 Panel (MLD1TM)
(Solid Core)



Flat Molded
2 Panel (MLD2TM)
(Hollow Core or Solid Core)

SPECIAL ORDER MOLDED

visit www.heritagemillworkinc.com for more special order door designs.



Lopez
2 Panel Plank
Camber-Top



Aberdeen
3 Panel Flat
Horizontal



Winthrop
5 Panel Flat



Samish
2 Panel Raised
Arch-Top



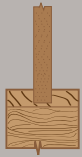
Primed 15 Lite TDL



MDF Flat 5 Panel



MDF Flat 2 Panel



Flat Mission
 3/8" MDF Panel
 Pine wood stave style

PRIMED

flat panel and clear glass

Variety - MDF (medium density fiberboard) doors are stocked in flat panel with mission sticking. These doors are very durable and match a variety of decors. Matching bifolds and french doors are also available in various widths. Each door is constructed like a Wood Panel Stile and Rail Door. Heritage Millwork Inc's MDF doors are all primed.

Characteristics - This smooth surface paints wonderfully. Choose a traditional white finish or give your doors a splash of color.



Flat Mission
 3 Panel (MDF3TM)



Flat Mission
 2 Panel (MDF2TM)



Flat Mission
 5 Panel (MDF5HM)



Flat Mission
 3 Panel (MDF3HM)



Clear Glass
 15 Lite TDL (PR1515)
 (2-0 is a 10 Lite)



Clear Glass
 Full View (PR1501)



Oak Flush



Walnut Flush Stile
(Special Order)



Birch Flush

FLUSH DOORS

hollow and solid core flush

Flush Door Designs - Flush doors are an excellent choice for a modern, classic look and a perfect option for small budget renovations. Offers the beauty and refinement of an authentic wood grain finish.

Oak Characteristics - Color ranges from pale reddish brown to light brown. Texture is medium fine with a uniform grain. Best when treated with a colored stain ranging from light to dark.

Birch Characteristics Birch is fine-grained and pale in color, often with an attractive satin-like sheen. Ripple figuring may occur. If a color stain is desired a HMI factory finish is the only option. Contact a dealer for a prefinish sample chain.



Flush Oak - 1-3/8"

Plain Sliced

(Hollow Core or Solid Core)



Flush Oak - 1-3/4"

Plain Sliced

(Solid Core)



Flush Birch - 1-3/8"

Uniform Light Rotary Cut

(Hollow Core or Solid Core)



Flush Birch - 1-3/4"

Uniform Light Rotary Cut

(Solid Core)

STILELINE SPECIAL ORDER FLUSH

The excitement of CARB compliant European styling with an opposing grain. Four beautiful wood species to choose from. Horizontal grain pair matching can be requested before ordering.

Specifications

- 1-3/8" and 1-3/4" thickness
- Hollow and solid core options
- "A" book/running horizontal grain
- 6" wide vertical stile
- Offered in 6'8", 7'0" and 8'0" heights
- Widths up to 3'0"



**StileLine Flush
African Mahogany**

(Hollow Core or Solid Core)



**StileLine Flush
Rift White Oak**

(Hollow Core or Solid Core)



**StileLine Flush
White Maple**

(Hollow Core or Solid Core)



**StileLine Flush
Walnut**

(Hollow Core or Solid Core)



Door: Poplar BD41 Barn Door
Hardware: Matte Black Bent and Straight Strap
Matte Black Bypass Kit



Doors: Knotty Alder BD41 Barn Doors
Hardware: Stainless Steel Bent Strap (special order)



Door: Poplar BD40 Barn Door
Hardware: Matte Black Bent Strap

BARN DOORS

in stock

Choices - Why limit your barn door choices to a few standard designs. Heritage Millwork Inc will create the barn door you want with a short lead time. The majority of our designs can be delivered within the same week.

Features - Two stock species Knotty Alder & Poplar

Width: 3-0 & 3-6

Height: 6-8 & 7-0

Thickness: 1-3/8"

Designs: Numerous



BD30



BD40



BD41



BD51



BD50



BD80



Special Order 2-0 x 6-8
BD 43 Poplar Barn Doors



BD20



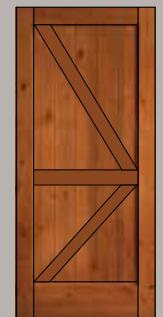
BD22



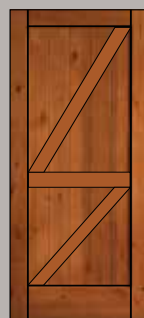
BD31



BD42



BD43



BD44




BD52



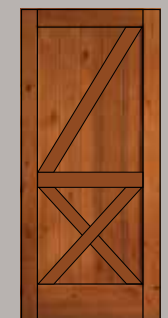
BD53



BD60



BD61



BD62



Door: MDF Flat 3 Panel w/ English Reeded Glass
Hardware: Matte Black Bent Strap



Hardware: Matte Black Straight Strap Bypass Track Kit



Door: Poplar Flat 5 Panel
Hardware: Matte Black Bent Strap

BARN DOOR TRACK KITS

in stock

BARN DOOR HARDWARE CHOICES



Straight Strap
Matte Black
(in stock)



Bent Strap
Matte Black
(in stock)



Bent Strap
Satin Nickel
(in stock)



Straight Strap
Satin Nickel
(special order)



Top of Door
Satin Nickel
(special order)



Top of Door
Matte Black
(special order)

Choices

Heritage Millwork Inc stocks two finishes in three different designs, additional options available thru special order.

Bypass track kits are also in stock as well as "add-a-door" kits, and soft close attachments.

Barn Door Kit Features

Compatible with 1-3/8" & 1-3/4" doors

Three designs

Two rail widths 78-3/4" and 96"

Two finishes matte black & satin nickel

Pre-drilled track

Optional accessories in stock

Barn Door Track Kits Includes

Track, straps, & all mounting hardware for one (1) door & adjustable stops.

78" kit includes five (5) wall spacers & bolts (ideal for openings 28" - 34" wide)

96" kit includes six (6) wall spacers & bolts (ideal for openings 34" - 44" wide)

BARN DOOR OPTIONAL ACCESSORIES in stock (matte black & satin nickel)



Door Handle



Barn Door Latch



Barn Door Track Joiner



Adjustable Stops



Heavy Duty Wheels



Soft Close Hardware

Use to close doors silently and smoothly. The hardware is concealed behind the track, catches the actuator for gentle, even closing. Includes two closers, actuators and installation hardware.



Bypass Kit

Allows two doors to travel independently across two tracks. Kits available for 78-3/4" and 96" tracks. (satin nickel available special order)



Add A Door Kit

Allows two doors on one track. Kit includes everything you need to hang a second door on one track. Bent Strap, stocked in satin nickel and matte black. Straight strap, matte black only.



Classic Series Pantry Glass Knotty Alder Door



Classic Series Frostline V-Groove Glass Knotty Alder Door



Classic Series Grey Etch Glass Top of a POP3TM



Beveled Mirror



Chalkboard
(not magnetic)



Clear



English Reeded



Frostline V-Groove
(Clear Glass)



Grey Satin



Magnetic Glass



White Lami



Pantry
(Stock Design)



Rain



Satin



True Divided Lite
TDL (Clear Glass)

Visions Classic Series Glass

- ▶ 12 Stock glass patterns
- ▶ Seven stock wood species
- ▶ Stock Widths 2-0 thru 3-0 and 6-8 in height
- ▶ Special Order up to 8-0 in height
- ▶ Replace panels with any glass shown on these pages (2-3 week lead time)

Magnetic Markerboard, Chalkboard and Beveled Mirror come standard with matching species back. Available with panels on the back side.

10/15 Lite V-Groove & 9 Lite V-Groove use clear glass with frostline v-grooves

VISIONS INTERIOR GLASS

classic series (in stock)



Beveled Mirror
Shown in a Primed Door



Pantry
Shown in a Knotty Alder Door



English Reeded
Shown in a Pine Door



Rain
Shown in a Poplar Door



**10 or 15 Lite
Frostline V-Groove**
(clear glass)
Shown in a Oak Door



**9 Lite
Frostline V-Groove**
(clear glass)
Shown in a Maple Door



Chalkboard
(Not Magnetic)
Shown in a Poplar Door



White Lami
Shown in a Knotty Alder



Clear
Shown in a Oak Door



Satin (obscured)
Shown in a Cherry Door



Magnetic Glass
Shown in a Poplar Door



Grey Satin
Shown in a Poplar Door

VISIONS INTERIOR GLASS

designer and signature series (special order)



D14
Top of a KP66



B2, B5, B11, F5
Top of a KA2AD



B12, F11, D12
Top of a MP66



B3, B11, F23
Top of CP66



B5, F11, D4
Top of MDF2TM



B3, F6
Top of KA2TM



B5, F8
Top of a KA3TM



B2, F3
Top of a MP3TM



B12, F23
Top of a MDF3TM



B3, F21, D4
Top of a RO3TM



B2m, B11, F2
Top of a POP3TM



B6, F15
Top of a CH3TM



B5, D3, Custom Design
In Maple



D15
in Knotty Pine



B9, B11, F5
In Cherry



B5, F11, D12
in Primed



B12, F23, F10, D10
In Knotty Alder



B1, F20, F5, Custom Design
In Poplar



Designer Laundry Glass MDF Door

VISIONS INTERIOR GLASS DOORS

DESIGNER, SIGNATURE AND CLASSIC SERIES GLASS (SPECIAL ORDER)

- ▶ Hundreds of combinations available
- ▶ Replace any or all panels with glass
- ▶ Mix and match fonts, borders and designs (see all options at www.heritagemillworkinc.com)
- ▶ Designer series glass - sandblasted and clear glass
- ▶ Signature series glass - laminated glass with vinyl lettering and borders
- ▶ Classic Series - pattern glass, chalkboard or mirror (see all options at www.heritagemillworkinc.com)
- ▶ Pick from seven stock species and over 10 special order wood species
- ▶ Custom designs available



Classic Series
English Reeded
Top of a CH66



Classic Series
White Magnetic Glass
Top of a POP3TM



Classic Series
Rain
Top of a MP2TM



Classic Series
Grey Satin
Top of a KP2PVG



Classic Series
White Lami
Top of a RO22A



Classic Series
Satin Etch
Top of a POP3HM 27

OPTIONS

hinge colors, flat panel and raised panel

STILE & RAIL DOORS DEFINED

Center Stiles: narrow vertical sections between panels.

Panel: pieces that fit within the surrounding stile & rail frame that come in different profile designs, single-hip, double-hip, bladder press and flat.

Stile: vertical pieces of the door.

Rail: horizontal pieces of the door; includes top, bottom and sometimes lock rails.

Sticking: the design of the profile edge on the stile and rail; ovolo is carved and rounded shaker is straight and squared.

Muntin: slim vertical pieces used to separate panes of glass; grille bar.

TDL: the abbreviation for True Divided Lite.



Raised Panel
Ovolo Sticking

(Cherry, Oak, Maple, Poplar Only)



Raised Double Hip Panel
Ovolo Sticking

(Knotty Pine & Clear Pine)



Raised Double Hip Panel
Ovolo Sticking

(Knotty Alder Only)



V-Groove Plank Panel

(Knotty Pine Only)



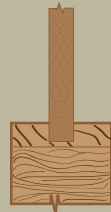
Raised Panel
Solid Core

(Molded Only)



Flat Panel
Solid Core

(Molded Only)



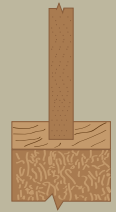
Flat Panel
Mission Sticking

(MDF Only)



Flat Panel
Mission Sticking

(Knotty Alder Only)



Flat Panel
Mission Sticking

(Cherry, Oak, Maple, Poplar Only)



Bright
Brass



Colonial Bronze
(oil rubbed bronze)



Light
Bronze



Satin
Nickel



Black



Dull
Chrome



Antique
Brass



Standard
Brass



Antique
Nickel



Bright
Chrome

HINGE COLORS

Choose a hinge color that helps accent your home and your doors. All colors shown are in stock and ready to ship.

All doors are hung with ball bearing hinges. Because of printing limitations, actual hinge color may vary from color shown.

INTERIOR STAIN COLORS

Having your millwork professionally prefinished saves you a lot of time and prep work. Heritage Millwork, goes to great lengths to ensure that all of our prefinished products have the best finish available. We stand behind and only offer a premium finish. Custom color matching available or choose from one of our 8 standard stains. Samples are available on our stock wood species.



Please note the actual paint or stain surface may differ slightly from color shown on this page due to printing limitations, lighting, sheen and surface difference. Contact your dealer of choice for actual color sample. Maple & Pine products do not take stain evenly, we strongly recommend that these woods be finished with a clear coat only. If a color stain is desired a HMI factory finish is the ONLY option.

HANDLING

Wood doors should be treated like fine wood furniture.

1. Do not drag doors or walk on them.
2. Do not subject them to extreme or rapid changes in humidity or heat.
3. Doors must be finished within 72 hours upon deliver to the job site.
4. Doors stored on a job site must have all surfaces sealed with a high-quality sealant to prevent moisture absorption. (Primer coat does not have sealing properties)

PREPARATION FOR FINISHING

1. Machine and hang the door before finishing and then remove the door slab from its opening to properly finish. Doors must be sealed prior to installation of hardware or exposure to moisture and weather. Apply finish behind hinges in bores and mortises. Doors must be properly

Finished immediately before prolong storage.

2. Adjust or align all door components prior to finishing. Panels and bars float and may become out of alignment during shipping and handling. Carefully take a block of wood and mallet and tap the components in alignment. Use caution not to damage the door or component during this process.
3. All doors must be sanded prior to finishing. Sand the entire surface with an orbital sander using **120 grit sand paper**. This is to remove handling marks, fingerprints and residues that may prevent a satisfactory finish. Dark stains tend to magnify blemishes. If you are staining your door a dark color extra care needs to be given during the preparation process. This may include the need to closely inspect the door for any imperfections, dirt, residue or glue. Additional sanding may be required to assure a high quality finish.
4. Clean the door thoroughly with a cloth to remove all dust and foreign materials. Do not use abrasive or caustic cleaners on the door.
5. All 6 sides of the door must be finished. The edges (top, bottom and sides) should be coated with each and every coat of finish that is applied to the face of the door. Doors must be dry before finishing.
6. If the glass in your door does not come with a factory applied

protective film, it is the finisher's responsibility to protect the glass prior to and during finishing.

7. Plastic film protection on the glass should be removed immediately after applying the finish. Failure to remove the plastic film at this time may cause harm to the glass and may create difficulty in removing the film. Use caution to avoid scratching the glass.

8. It is the finisher's responsibility to protect glass prior to and during finishing. Caution must be used when cleaning glass as not to scratch the glass. Glass that is scratched due to cleaning is not covered by the warranty.

FINISHING

Lap the paint or stain on to any glazed door glass 1/16". Be sure all moulding miters are completely finished without gaps. Also be sure there are no gaps where the panel meets the stiles and rails. We highly recommend in extreme conditions a clear silicone cap bead around the perimeter of the glass.

If you paint we recommend a high quality primer and paint. We believe it will last better and provide more protection to your door. Apply 1-2 coats of primer to all six sides of the door then apply two coats of paint to all six sides. If the door was primed at the factory by Masonite, apply two coats of high quality paint. Follow the above instruction for preparation including sanding. Also, follow the instructions supplied by the paint supplier. The warranty is considered void if all six sides have not been finished properly.

If you stain, a wood conditioner is highly recommended to give you an even stain and to help control variances in the color of the stained product. We do not recommend stains containing polyurethane. Apply stain to all six sides. Once the stain is completely dry apply a minimum of two coats. The warranty is considered void if all six sides have not been finished properly.



Species Poplar
Casing MC38
Stop H876
Topper HT450
Stain HMI Cocoa #995



Species Poplar
Topper HT350
Painted by Builder



Species Primed Poplar
Casing MC1001
Stop H936
Painted HMI White



Species Maple
Casing MC1001
Stop H936
Stained by Builder



Species Primed Poplar
Casing MC38
Base MB21
Painted by Builder




Species Primed Poplar
Casing MC356
Base MB279
Painted HMI White


MOULDING OPTIONS

base, casing, stop & toppers


Trim your interior doors with casing from HMI. We stock a large selection of casing in various species and sizes. HMI also stocks a vast variety of mouldings; including base, casing, shoe, stop, base blocks, S4S lumber and mullion. All stock mouldings, can be found at www.heritagemillworkinc.com



H307
H308 H633 MB5C MB17
MB20 MB226 MB21 H638 MB279 MB280




MC5 H156 H118 H115 H111 H332 MC356 H405 H403 MC20 H404




H1611 H163 MC38 H305 MC1001 H132 MC131 H200 H200 H254 H255 H435

DOOR & WINDOW TOPPERS

What a great way to “top off” the passageways in your home. Toppers are available in a variety of wood species in all the designs shown on this page.



HT350 HT450 HT550 HT650 HT750



HT1001 HT300 HT400 HT500 HT600 HT700

SPECIAL ORDER



Knotty Alder 1 Panel Flat
V-Groove Panels (C11)

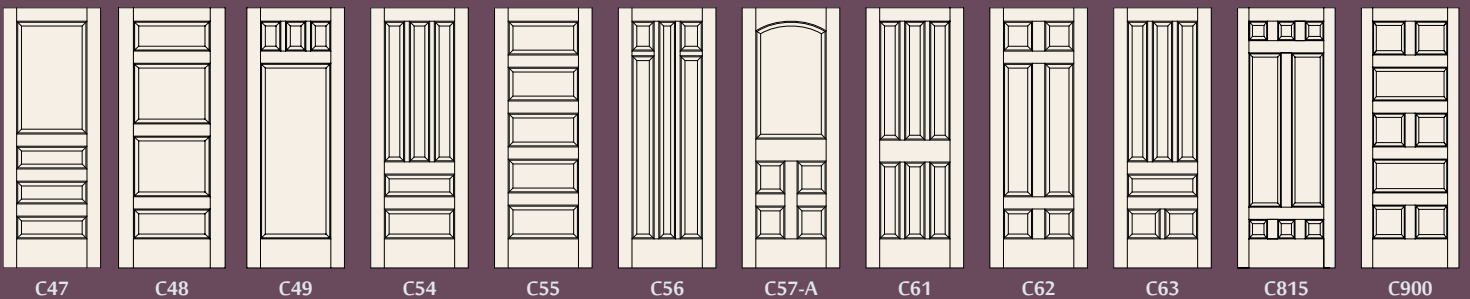
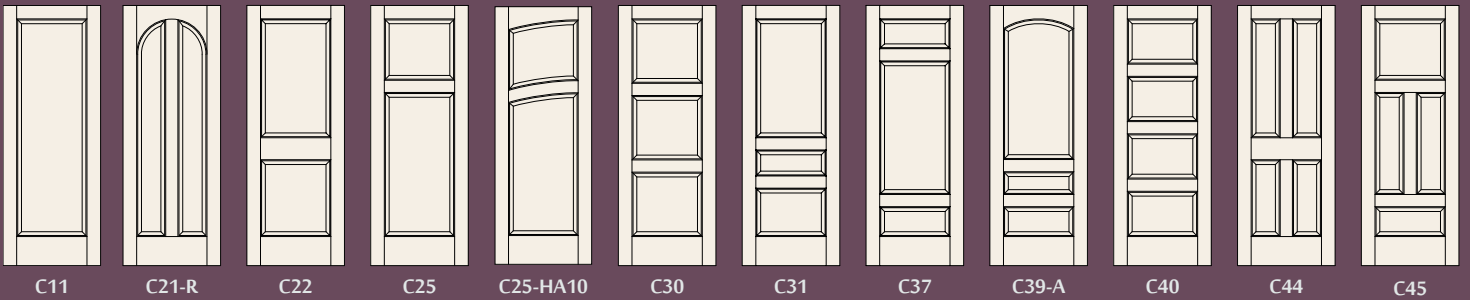


Hickory C30
Charcoal Sticks Glass

The below doors are just a sampling of our **Special Order Design Options**. Special order doors are available in endless combinations. Panel options include, flat, raised or v-groove panels as well as single hip or double hip choices. Doors can also be ordered in different widths up to 4'-0", heights up to 8'-0" and either 1-3/8" or 1-3/4" thicknesses. All with your choice of sticking. Depending on species and style allow 4-6 weeks for special orders.

Any or all panels can be replaced with glass.

Unlimited possibilities, visit www.heritagemillworkinc.com for more special order door designs.



www.heritagemillworkinc.com

SPECIFICATIONS

handing, rough opening & machining

DETERMINING DOOR SWING

Left Hand

Single Door



Right Hand

Single Door



Left Hand

Double Door w/ astragal



Right Hand

Double Door w/ astragal



Left Hand - Pantry
Reads From Hinge Side



Right Hand - Wine
Reads From Stop Side



INTERIOR PREHUNG ROUGH OPENINGS

Door Width	Single Door	Double Door w/ ball catch
1'-6"	20"	38"
2'-0"	26"	50"
2'-4"	30"	58"
2'-6"	32"	62"
2'-8"	34"	66"
3'-0"	38"	74"

6-8" door height = 82-1/2" R.O. Height
 7-0" door height = 86-1/2" R.O. Height
 8-0" door height = 98-1/2" R.O. Height
 Double Doors w/ Astragal add 3/8" to R.O. Opening

INTERIOR BIFOLD FINISHED OPENINGS

Door Width	Finished Opening Width
2'-0"	24"
2'-6"	30"
3'-0"	36"
4'-0"	48"
5'-0"	60"
6'-0"	72"

Finished Opening Height 81-1/4"

HERITAGE STANDARD MACHINING SPECS FOR INTERIOR 1-3/8" PREHUNGS

- ▶ All hinge location measurements shown are from the top of the door to the top of the hinge.
- ▶ Bore is shown from the top of the door to the center of bore.
- ▶ All Heritage Millwork machined doors are bored to a 2-3/8" backset with a 2-1/8" diameter face bore and a 1" edge bore for a drive in latch unless specified otherwise.
- ▶ All 1-3/8" doors are machined for a 3-1/2" x 3-1/2" hinge with 5/8" radius butt.
- ▶ All 1-3/4" doors are machined for a 4" x 4" - 5/8" radius butt.



*Don't stare at
a closed door
too long,
You'll miss the
window opening.*



www.heritagemillworkinc.com

7500 - hmiint112020